

## Week 5

Dear parents/ carers

Welcome to this week's online learning for reception. We have put all the learning in one document. Let us know if this is easier for you to look at. All the learning is done day by day. You should be able to find a worksheet or idea for an activity in the resources online organised by each day.

We have laid out the activities in a table so that you can have an idea of the sort of routine you might want to work out. Spread the activities out, repeat them as you see fit.

Children in Reception learn best through **PLAY**. It is important that while learning at home they are still provided with opportunities to play and learn through activities they enjoy. Reading and writing is important and there are lots of ideas and activities for the children to practise these skills but keep these sessions short and fun. Where possible link the writing to their interests, e.g. if they like cars they can draw and describe the car and think about where it will go.

Looking forward to seeing you again soon

**Charlie and the reception team**

Day	W/b 04.05.2020	Play activities	Phonics (30 mins) Please use RWI website for lessons at times below	High frequency words (5-10 mins)		Maths activities (15 mins)	Book activities (15 mins) <i>The Gruffalo</i>
3	Wednesday 6 May	Make a paper aeroplane	9.30am - Set 1: w 10.00am - Set 2: ou	to	got	Patterns – AAB or ABB	Talk about it
Weekly Learning Challenge: Make your own boardgame							


# Journeys Play activity - Wednesday 6th May 2020

This week let's pretend we are going on holiday together. Have you been on holiday before? Where did you go? How did you get there? Maybe you went on an aeroplane. You could listen to the story 'Emma Jane's aeroplane' here [https://www.youtube.com/watch?v=2\\_EtYZLju4c](https://www.youtube.com/watch?v=2_EtYZLju4c). Maybe you went on a train. You could listen to the story 'The Train Ride' here <https://www.youtube.com/watch?v=wOzEh-gmjuk>


## Make a paper aeroplane

Make a paper aeroplane to take us on our pretend holiday. All you need is one piece of paper

Follow these steps.




1. Fold one corner into the middle.




2. Fold the other corner in.



3. Repeat. Fold one side into the middle.



4. Fold the other side into the middle.



5. Turn to the side. Fold the whole plane in half.



6. Fold down one wing.



7. Turn over and fold down the other wing



8. Decorate and get ready to fly.

# Phonics

There are daily lessons for phonics on Ruth Miskin Training on YouTube.

**Set 1 sounds - 9.30am**

**Set 2 sounds - 10.00am**

Each film is available on YouTube for 24 hours.

You can see the schedule for the weeks ahead if you click on the link below -

[https://www.ruthmiskin.com/media/filer\\_public/1b/7d/1b7df13e-4381-4bb5-866b-ac0549394947/ss\\_after\\_easter1.pdf](https://www.ruthmiskin.com/media/filer_public/1b/7d/1b7df13e-4381-4bb5-866b-ac0549394947/ss_after_easter1.pdf)

Today's sounds are:

Set 1	Set 2
W	OU

If you don't have access to YouTube find objects in your house that begin with the sound or have the sound in them.




w – w- w- w- worm  
write – down, up, down, up

w – e – b                  web

w – i – n                  win

w – i – sh                  wish

w – e – t                  wet



ou – shout it out

sh – ou – t                  shout

ou – t                  out

m – ou – th                  mouth

r – ou – n – d                  round

## High Frequency Words – Day 3

Children who know all Reception words should read **Year 1** words!  
Learn one of these words each day! No longer than **10/15 minutes!**

**Make it fun!**

<b>Reception</b> High Frequency Words	<b>Year 1</b> High Frequency Words
me	so
on	do
to	got

Write them onto paper and cut them up. **Hide them around your home.**  
Ask your child to find certain words and bring them back to you.

**Play HFW Bingo!** Write down some of the words onto a bingo grid and then read out the words. Can they find them?

<b>I</b>	<b>up</b>
<b>we</b>	<b>the</b>
<b>it</b>	<b>go</b>

Get your child to be the bingo caller and read out the words!

**Look for and match HFWs in books!**

Maths Challenge Cards

The maths challenge cards are short activity ideas that can fit into your day and will help your child see maths as fun.

You can repeat each activity as many times as your child wants to. Feel free to change the ideas to suit your child's interests, what you have in your house and their current level of development. If your child wants to represent their thinking on paper let them do so in their own way. For example they might not want to write numbers, but they might want to draw to communicate their mathematical thinking.

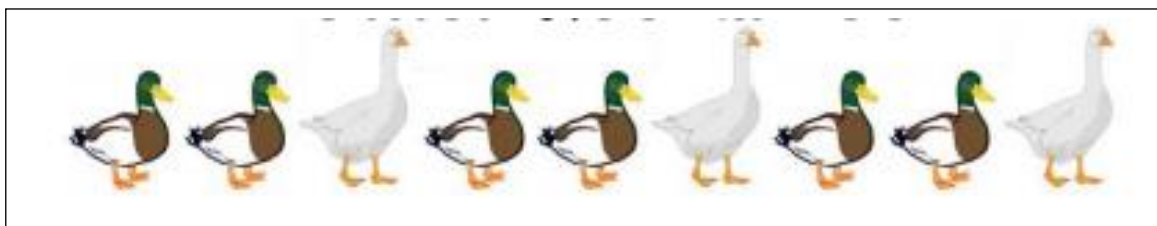
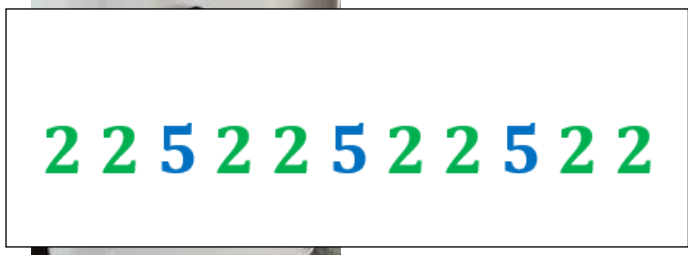
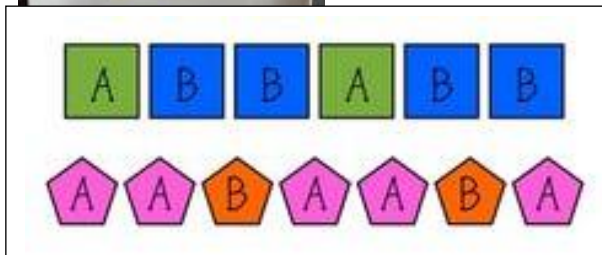
Can you make so simple patterns (ABB or AAB) with objects around the house?

Look at the patterns that I have made.

There are some more ideas as well.

What patterns can you make? Can you take a photo of them?

Maybe you can even draw some patterns Have fun!



# Book Activities – Talk about it!

This week our book of the week is *The Gruffalo* by Julia Donaldson and Axel Scheffler. It's all about a mouse who goes for a walk in the wood. What do you think happens?



Today let's look at the words in the book.

Can you find the names of all the animals in the book?

Draw a small picture of your favourite animals and write their name.

Read through the story or listen to the video on YouTube

<https://www.bing.com/videos/search?q=the+gruffalo&&view=detail&mid=A901CE4BFC465C1612BDA901CE4BFC465C1612BD&&FORM=VRDGAR&ru=%2Fvideos%2Fsearch%3Fq%3Dthe%2Bgruffalo%26FORM%3DHDRSC3>

Animal	Name